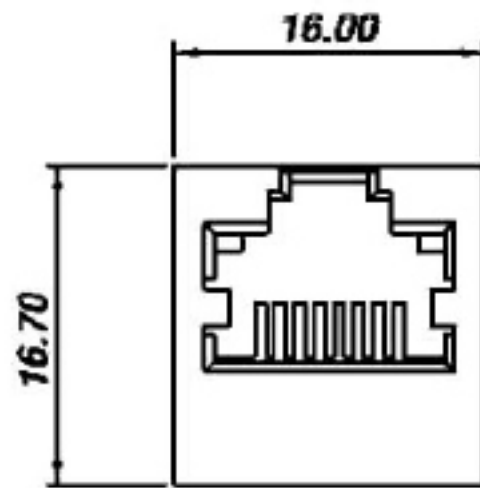
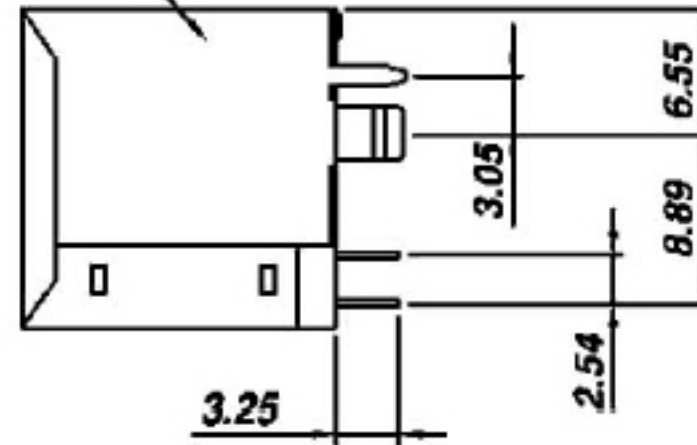


REV	ECN. NO.	APP	DATE
A	EDIÇÃO INICIAL		



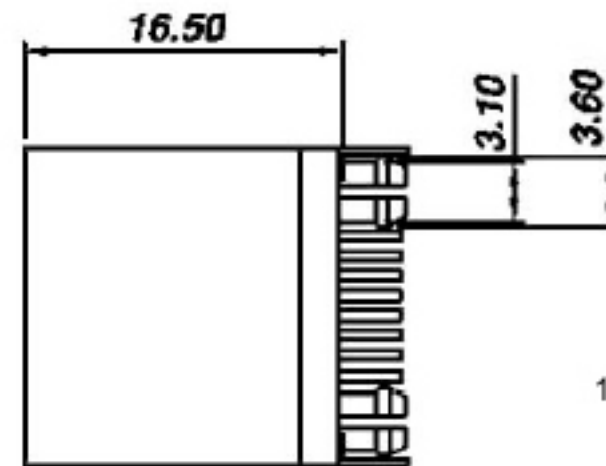
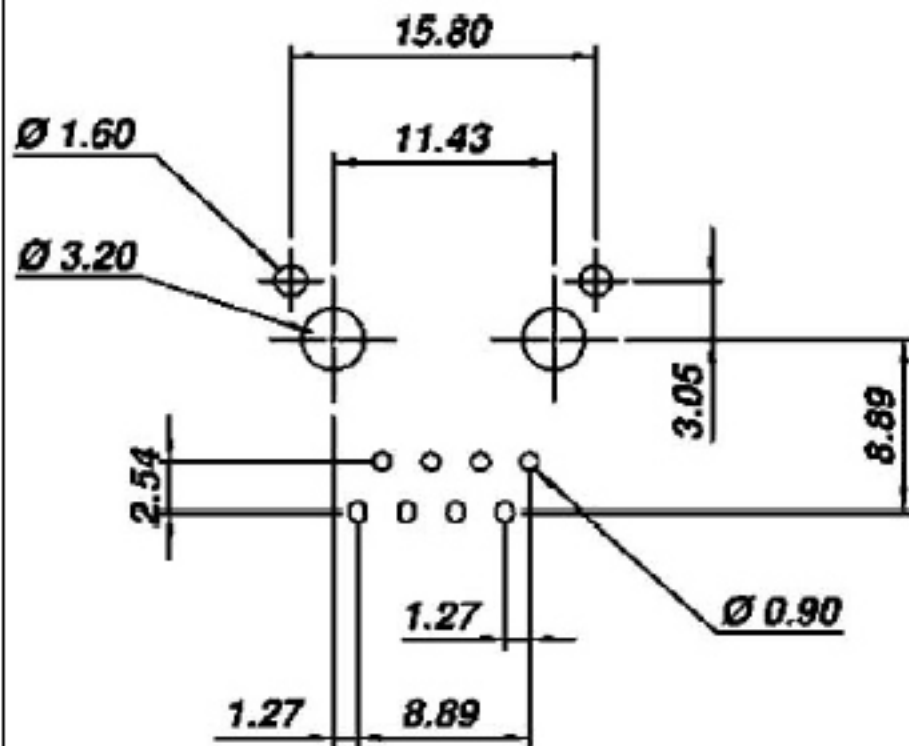
SHIELDED



SPECIFICATION :

1. Electrical Char.

- Insulation Resistance : 500M-Ohm Min.*
- Contact Resistance : 20milli-Ohm Max.*
- Rating Current : 1.5A Max.*
- Rating Voltage : 120V AC.*
- Dielectric Voltage : 1,000 Vrms 60 Sec. Min.*



HOW TO ORDER:
MX-2002-[8P8C]-[]-[D]-[S]-52-[]

1 2 3 4 5

- 1- No. Contact
 (4P2C)
 (4P4C)
 (6P2C)
 (6P4C)
 (6P6C)
 (8P8C)
- 2- Contact Plating:
 ()-Gold 6U"
 (15)-Gold 15U"
 (30)-Gold 30U"
 (50)-Gold 50U"
- 3- Body Option:
 (A)-With Panel Stop (Unshielded)
 (B)-W/O Panel Stop (Unshielded)
 (D)-W/O Panel Stop (Shielded)
- 4- Foot Type:
 (H)-Half Round Foot
 (S)-Split Foot
- 5- (R)-RoHS Compliant

		MATRIX TECNOLOGIA IND. E COM. LTDA.	
UNIT mm	SCALE	TITLE TOP ENTRY PCB JACK "F" TYPE SHIELDED	DATE SEPTEMBER 2007
TOLERANCE: ±0.25			APP. BY
		MATL	CHK. BY
		DWG. NO.	DR. BY DINO