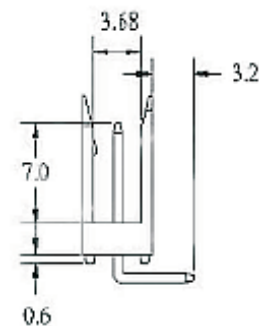
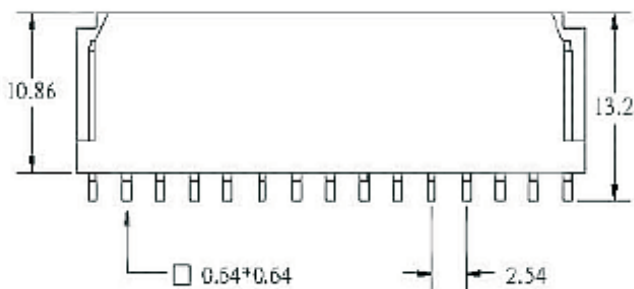
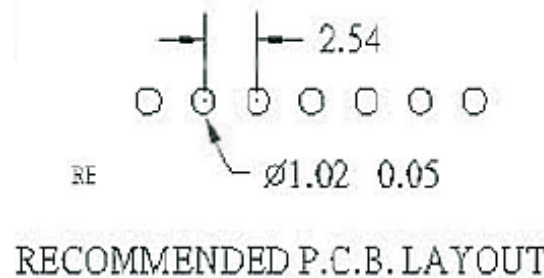
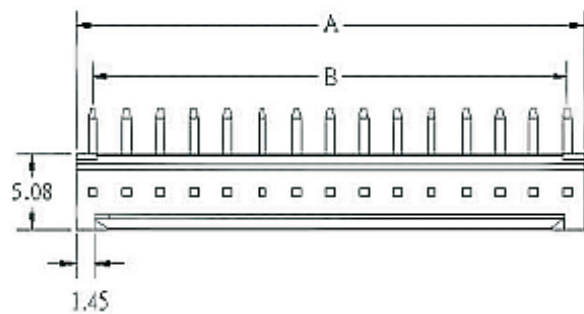


REV	ECN. NO.	APP	DATE
A	EDIÇÃO INICIAL		
B	ALTERAÇÃO DO CÓDIGO		



## SPECIFICATIONS

### Material

Insulator : PBT, glass reinforced, rated UL 94V-0

Contact : Brass

### Electrical

Current Rating : 2 Amp

Contact Resistance : 30 mΩ max.

Insulation Resistance : 3000 MΩ min.

Dielectric Withstanding Voltage : 500V AC for 1 minute

Operating Temperature : -40°C to +105°C

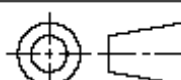
## HOW TO ORDER: 3025SH[S][R][ ][D]R 1 2 3 4

- |                |                      |
|----------------|----------------------|
| 1- TYPE        | 4- Terminal Plating: |
| (S)- SINGLE    | (E)-Sn               |
| (D)- DUAL      | (F)-FLASH Au         |
| 2- Pin Style   | (G)-0,38um Au        |
| (S)-180°       | (H)-0,76um Au        |
| (R)-90°        | (C)-0,38um Au/Sn     |
| 3- Nr. of Ways | (H)-0,76um Au/Sn     |
| SEE TABLE      |                      |

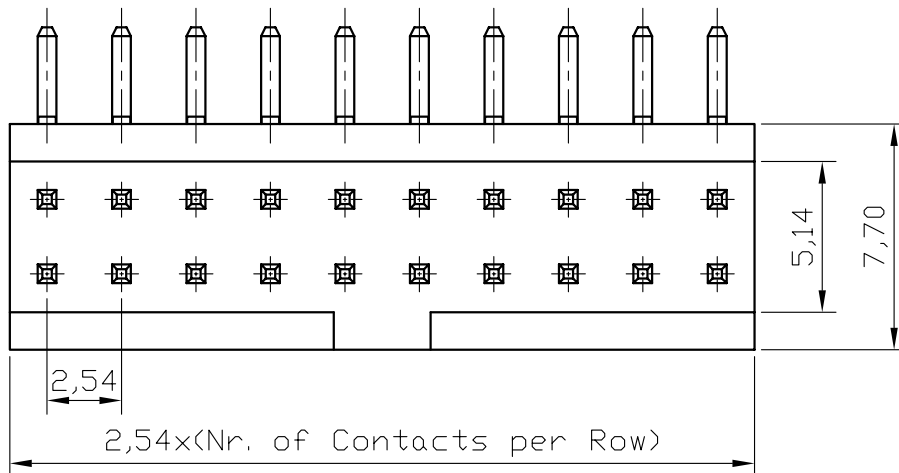
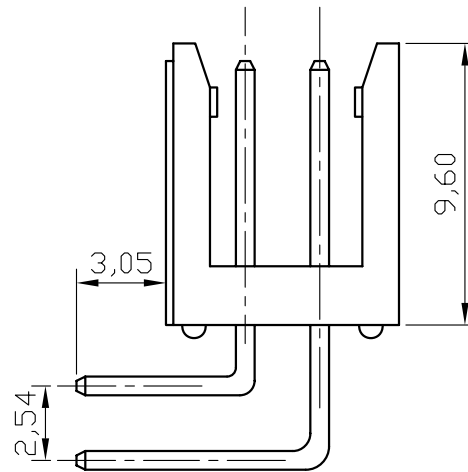
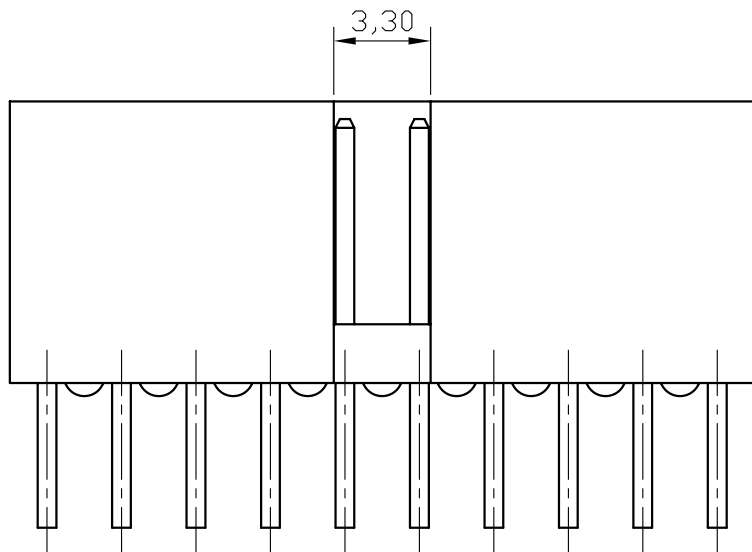
POSITION	A	B
2	5.08	2.54
3	7.62	5.08
4	10.16	7.62
5	12.70	10.16
6	15.24	12.70
7	17.78	15.24
8	20.32	17.78
9	22.86	20.32
10	25.40	22.86
11	27.94	25.40
12	30.48	27.94
13	33.02	30.48
14	35.56	33.02
15	38.10	35.56
16	40.64	38.10
17	43.18	40.64
18	45.72	43.18
19	48.26	45.72
20	50.80	48.26
21	53.34	50.80
22	55.88	53.34
23	58.42	55.88
24	60.96	58.42



**MATRIX Tecnologia Ind. e Com. Ltda.**

UNIT	SCALE	TITLE	DATE
mm		2.54mm BOX HEADER TWO WALL	November 2009
TOLERANCE: ±0.25			APP. BY
			CHK. BY
			DR. BY <b>Felipe</b>
DWG. NO.			

REV	ECN. NO.	APP	DATE
A	EDIÇÃO INICIAL		
B	NOVO CÓDIGO		



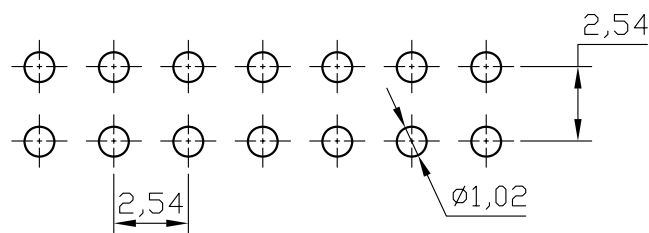
**SPECIFICATIONS**

Current Rating: 3 Amp max.  
 Dielectric Withstanding Voltage: 1000V AC RMS for 1 minute.  
 Insulation Resistance: 5000M Ohms Min. at 1000V DC  
 Operating Temperature: -55°C to 105°C

**HOW TO ORDER:  
 3025SH[D][R][ ][ ]R**

- |                      |               |                  |                  |
|----------------------|---------------|------------------|------------------|
| <b>1</b>             | <b>2</b>      | <b>3</b>         | <b>4</b>         |
| 1- TYPE              | (S)- SINGLE   | (D)- DUAL        | (S)-180°         |
| 2- Pin Style         | (R)-90°       | 3- Nr. of Ways   | 6 to 30          |
| 4- Terminal Plating: | (E)-Sn        | (D)-FLASH Au     | (F)-0,38um Au    |
|                      | (G)-0,76um Au | (C)-0,38um Au/Sn | (H)-0,76um Au/Sn |

**Recommended P.C.B Layout**



**MATRIX Tecnologia Ind. e Com. Ltda.**

UNIT mm	SCALE 4:1	TITLE Box Header 2.54mm Shrouded Header 90°	DATE DECEMBER 2009
TOLERANCE: ±0.25			APP. BY
		MATL	CHK. BY
		DWG. NO.	DR. BY FELIPE