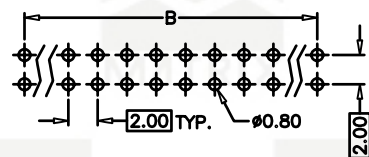
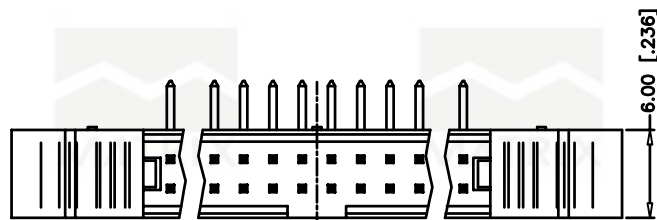
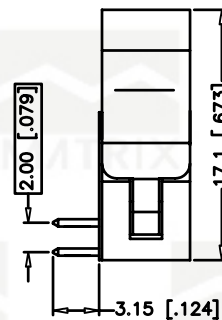
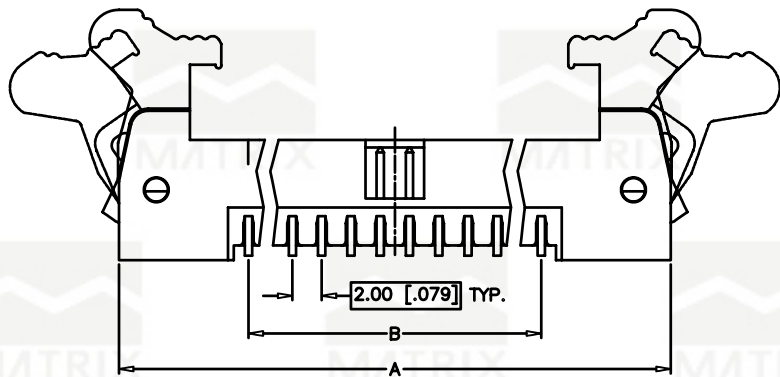


REV	ECN. NO.	APP	DATE
A	EDIÇÃO INICIAL		



RECOMMEND P.C.B. LAYOUT
BOTTOM VIEW

SPECIFICATION

CURRENT RATING : 1 AMP. MAX.
DIELECTRIC WITHSTANDING VOLTAGE :
500V AC R.M.S. FOR ONE MINUTE.
INSULATION RESISTANCE : 1000M OHMS MIN.
AT 500V DC.
OPERATING TEMPERATURE : -40°C TO +85°C.

HOW TO ORDER: MX-2215-[R]-[]-[]-[]

1 2 3 4

- | | |
|----------------|-----------------------|
| 1- Pin Style | 3- Terminal Plating |
| (R)-90° | (D)-FLASH Au |
| (S)-180° | (F)-0,38um Au |
| 2- Nr. of Ways | (G)-0,76um AU |
| Table | (C)-0,38um Au/Sn |
| | (H)-0,76um Au/Sn |
| | 4- (R) RoHS Compliant |

NUMBER OF POSITION	DIMENSIONS		NUMBER OF POSITION	DIMENSIONS	
	A	B		A	B
10	25.70[1.012]	8.00[.315]	26	41.70[1.642]	24.00[.945]
12	27.70[1.091]	10.00[.394]	30	45.70[1.799]	28.00[1.102]
14	29.70[1.169]	12.00[.472]	34	49.70[1.957]	32.00[1.260]
16	31.70[1.248]	14.00[.551]	40	55.70[2.193]	38.00[1.496]
20	35.70[1.406]	18.00[.709]	44	59.70[2.350]	42.00[1.654]
22	37.70[1.484]	20.00[.787]	50	65.70[2.587]	48.00[1.890]
24	39.70[1.563]	22.00[.866]	68	83.70[3.295]	66.00[2.598]



MATRIX TECNOLOGIA IND. E COM. LTDA.

UNIT mm	SCALE 2:1	TITLE SHROUDED HEADER 2,0mm 90°	DATE SEPTEMBER 2007
TOLERANCE: ±0.25			APP. BY
		MATL	CHK. BY
		DWG. NO.	DR. BY DINO