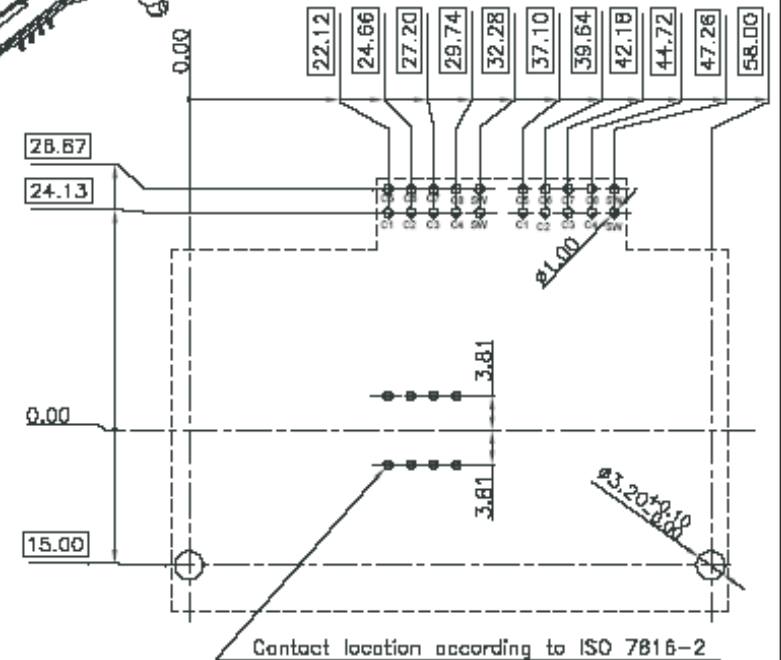
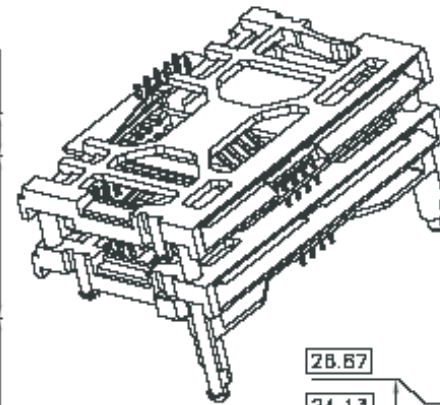
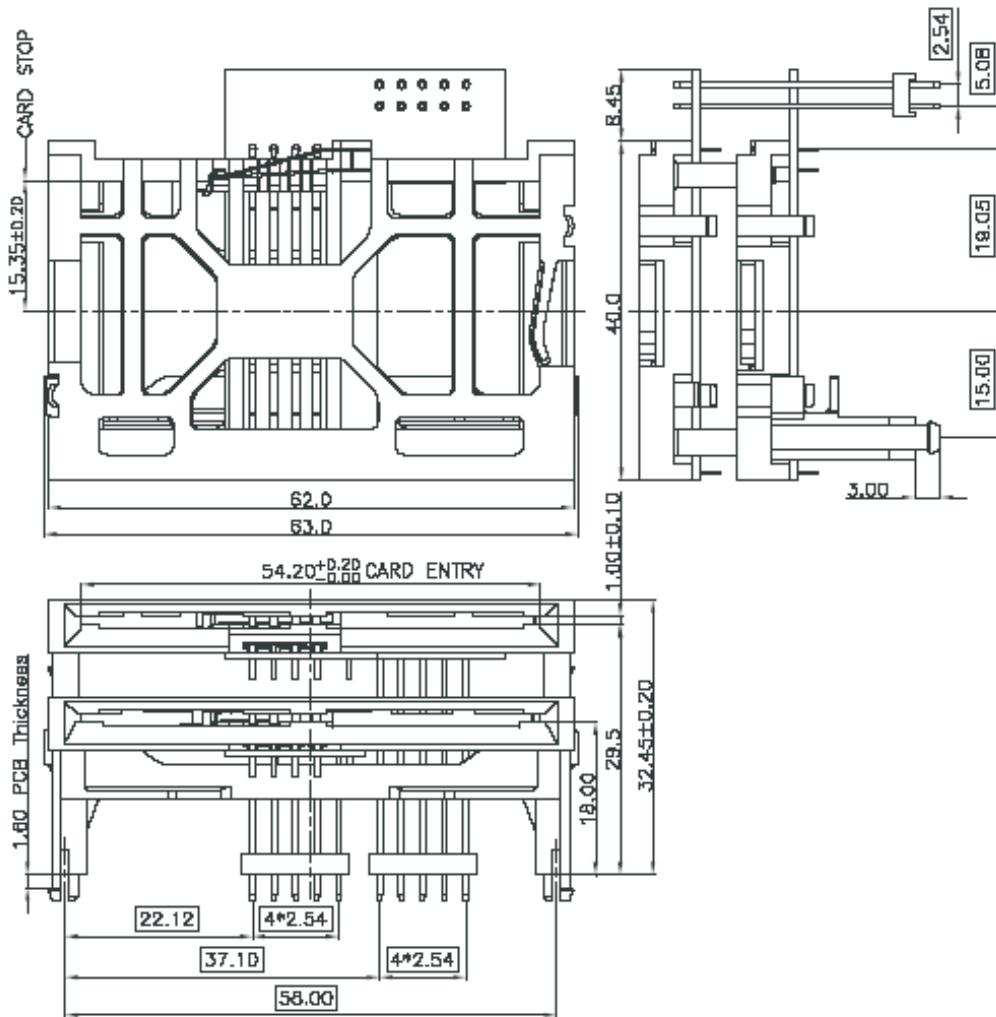


REV	ECN. NO.	APP	DATE
A	EDIÇÃO INICIAL		
B	NOVO CÓDIGO		



Unit: mm; Tolerances: ± 0.15 mm
Reference dimension for PCB layout

HOW TO ORDER: ICA6998CTHR

TECHNICAL CHARACTERISTICS

1. General Characteristics

Dimension: 63.00L x 40.00W x 32.45H mm
Standoff H=14.70 mm
Weight: Approx. 21.50 g
Contact principle: Friction technology
Operating position: Shaft up / Down / Horizontal
Mounting System: Thru-Hole with snap-in lock
Durability: 100,000 cycles min.

2. Mechanical Characteristics

Insulation material: Thermoplastic, UL 94V-0

3. Electrical Characteristics

Number of contacts: 8 pins
Contact resistance: 50 m Ω typical, 100 m Ω max
Insulation resistance: >1000 M Ω / 500 VDC
Switch type: Blade
Operation: Normally Close

4. Solderability

Wave: 260°C, 5 sec.
IR reflow: Not applicable
Manual soldering: 360°C, 3 sec. Max.

5. Environmental Characteristics

Operating temperature: -40°C ~ +85°C
Operating humidity: 10 % ~ 95 % RH
Storage temperature: -40°C ~ +85°C
Storage humidity: 10 % ~ 95 % RH



MATRIX TECNOLOGIA IND. E COM. LTDA.

UNIT	SCALE	TITLE	DATE
mm		ICA6998CTHR	MARCH 2010
TOLERANCE: ± 0.25			APP. BY
		MATL	CHK. BY
		DWG. NO.	DR. BY FELIPE